

Economic Power Dispatch with Emission Constraint and Valve Point Effect loading using Improved PSO Algorithm

Authors: Ankur Mishra¹; Imran khan²

¹M.Tech Student, AZAD IET,Lucknow, ankur.mishra2411@gmail.com

²Prof, AZAD IET,Lucknow, pe.imran@gmail.com

Abstract

This paper presents a new optimization technique developed based on harmony search algorithm (HSA), called chaotic improved harmony search algorithm (CIHSA). In the proposed algorithm, the original HSA is improved using several innovative modifications in the optimization procedure such as using chaotic patterns instead of uniform distribution to generate random numbers, dynamically tuning the algorithm parameters, and employing virtual harmony memories. Also, a novel type of local optimization is introduced and employed in the algorithm procedure. Applying these modifications to HSA has resulted in enhancing the robustness, accuracy and search efficiency of the algorithm, and significantly reducing the iterations number required to achieve the optimal solution. To validate the effectiveness of CIHSA, it is used to solve the combined economic emission dispatch (CEED) problem, which practically is a complex high-dimensional non-convex optimization task with several equality and inequality constraints. Six test systems having 6, 10, 13, 14, 40, and 140 generators are investigated in this study, and the valve-point loading effects, ramp rate limits and power transmission losses are also taken into account. The results obtained by CIHSA are compared with the results reported in a large number of other research works. Furthermore, the statistical data regarding the CIHSA performance in all test systems is presented. The numerical and statistical results confirm the high quality of the solutions found by CIHSA and its superiority compared to other existing techniques employed in solving CEED problems.

Keywords: Economic emission dispatch, Financial Load Dispatch, Quadratic Programming, Genetic Algorithm

1. Introduction:

Electrical force frameworks are planned and worked to meet the nonstop variety of force interest. In power framework minimization of the activity cost is vital. Financial Load Dispatch (ELD) is a strategy to plan the force generator yields as for the heap requests, and to work the force framework most financially, or in different words, we can say that fundamental goal of monetary burden dispatch is to distribute the ideal force age from various units at the least expense conceivable while meeting all framework limitations. Force plants in a viable force framework are not situated at a similar separation from the focus of burdens and their fuel costs are distinctive under ordinary working conditions, the age limit is more than the absolute burden interest what's more, misfortunes. Anyway the crucial necessities of a framework ought to be secure, efficient and solid [1]. Conservative activity is vital for a given force framework to return a benefit on the capital contributed. Force organizations are consistently constrained to accomplish most extreme conceivable effectiveness due to the rates fixed by the administrative bodies and the significance of preservation of fuel, the most extreme effectiveness alludes to limited expense each kilowatt hour to the purchaser and the expense of the organization conveying that power paying little mind to the continually rising costs of lab our, fuel, supply and support. Fundamentally in financial activity in power age is partitioned to monetary burden dispatch which manages planning the yields of creating units by distributing them. The creating levels henceforth it targets streamlining the entire age cycle to satisfy the framework load need and misfortunes. This involves legitimate designation of force yield among the creating units when the expense of creation is limited by fulfilling the unit limitations. Numerous progressed approaches have been created towards settling the monetary dispatch issue. Among the traditional strategies incorporate Quadratic Programming (QP), Interior Point technique (IP), Linear Programming (LP), Lambda Iteration (LI), slope strategy thus, while the shrewd techniques incorporate Genetic Algorithm (GA) Anticolony

Optimization strategy, Particle Swarm Optimization (PSO), Differential Evaluation (DE) and Tabu Search strategy (TS) [2].

In this venture other enhancement techniques will talk about however molecule swarm advancement and lambda emphasis been apply to address the financial dispatch issue in warm plant and fulfilling the framework requirements to limit the expense of force generator. The molecule swarm streamlining calculation and lambda cycle is executing utilizing MATLAB code and the standard IEEE-3 transports framework information is use, with various burden interest.

2. Methodology

2.1 ELD Problem's Solution:

To take care of Economic Load Dispatch ELD issue various types of requirements and different goals have been consolidated utilizing different improvement methods. In customary ELD issue, the expense work for every generator has been communicated by a straightforward quadratic capacity that is addressed by both regular calculation techniques and insightful strategies. Misleadingly keen techniques are liked because of their adaptability, flexibility, less advancement time and quicker combination. These strategies are examined underneath [13].

2.2 Conventional procedures

Most numerical based calculations can ensure arriving at an ideal arrangement, while don't really ensure arriving at a worldwide ideal. Worldwide optimality might be just reached, checked or ensured for straightforward cases. Then again, numerous functional advancement issues don't fall in exacting structures and suppositions of numerical based calculations [13]. In addition, if the issue is profoundly unpredictable, we may not promptly have the option to tackle them, by any means, through numerical calculations. Plus, discovering worldwide ideal is of interest, as tracking down a nearby one would be a significant disadvantage. These disadvantages are handled by utilizing heuristic procedures [9,10].

2.2.1 Linear Programming (LP)

The Linear Programming (LP) - based strategy is utilized to linearize the nonlinear force framework advancement issue, so target capacity and limitations of force framework improvement have direct structures. The simplex strategy is known to be very successful for taking care of LP issues. The LP approach enjoys a few benefits. In the first place, it is solid, particularly in regards to combination properties. Second, it can rapidly distinguish infeasibility. Third, it's anything but a huge assortment of force framework working cutoff points, including the vital possibility requirements [11]. The disservices of LP - based procedures are erroneous assessment of framework misfortunes and deficient capacity to track down a careful arrangement contrasted and an exact nonlinear influence framework model. In any case, a lot of useful applications shows that LP - based arrangements by and large meet the necessities of designing accuracy. Subsequently LP is broadly used to tackle power framework activity issues like security - compelled financial dispatch, ideal force stream, consistent - state security locales, and receptive force improvement [11].

2.2.2 Non-Linear Programming (NLP)

Force framework activity issues are nonlinear. In this manner nonlinear programming (NLP) based procedures can undoubtedly deal with power framework activity issues, for example, the OPF issues with nonlinear target and limitation capacities. To tackle a nonlinear programming issue, the initial phase in this strategy is to pick a pursuit bearing in the iterative technique, which is controlled by the principal fractional subsidiaries of the conditions. Hence, these techniques are alluded to as first - request strategies, NLP - based strategies have higher exactness than LP - based methodologies, and furthermore have worldwide intermingling, which implies that the combination can be ensured free of the beginning stage, yet a lethargic merged rate may happen as a result of crisscrossing in the hunt bearing [7].

2.2.3 Quadratic Programming (QP)

Quadratic Programming (QP) is an uncommon type of nonlinear programming. The target capacity of QP enhancement model is quadratic, and the requirements are in direct structure. Quadratic programming has higher

precision than LP – based methodologies. Particularly, the regularly - utilized target work in power framework advancement is the generator cost work, which by and large is a quadratic. Consequently there is no improvement for such target work for a force framework streamlining issue tackled by QP [11].

2.2.4 Newton-Rapson Method (NR)

Newton's technique requires the calculation of the second - request halfway subordinates of the force stream conditions and different imperatives and is subsequently called a second - request strategy. The fundamental states of optimality regularly are the Kuhn – Tucker conditions. Newton's technique is supported for its quadratic intermingling properties [11].

2.2.5 Interior Point Methods (IP)

The Interior Point (IP) technique is initially used to address straight programming. It is quicker and maybe better than the ordinary simplex calculation in straight programming. IP techniques were first applied to take care of OPF issues during the 1990s, and as of late, the IP strategy has been stretched out and improved to address OPF with QP and NLP structures [11].

2.2.6 Mixed-Integer Programming (MIP)

The force framework issue can likewise be detailed as a Mixed - Integer Programming (MIP) improvement issue with whole number factors, for example, transformer tap proportion, stage shifter point, and unit on or off status. MIP is incredibly requesting of PC assets, and the quantity of discrete factors is a significant pointer of how troublesome a MIP will be to tackle. A deterioration strategy is by and large embraced to disintegrate the MIP issue into a persistent issue and a whole number issue [11].

2.2.7 Network Flow Programming (NFP)

Organization Flow Programming (NFP) is extraordinary direct programming. NFP was first applied to take care of advancement issues in power frameworks in 1980s. The early utilizations of NFP were predominantly on a straight model. As of late, nonlinear arched organization stream programming has been utilized in power frameworks streamlining issues. NFP - based calculations have the highlights of quick speed and straightforward estimation. These techniques are effective for tackling improved on OPF issues like security - obliged financial dispatch, multi region frameworks monetary dispatch, and ideal reconfiguration of an electric circulation network [11].

2.3 Intelligent methods

Heuristic inquiry strategies are hearty and have a quicker improvement time while will in general be coldhearted toward commotion and missing information [11].

2.3.1 Genetic Algorithm (GA)

Hereditary Algorithm (GA) depends on combination of regular choice (endurance for the fittest) and hereditary qualities. (GA) was created by John Holland in 1960's. The choice factors to be found are through series of qualities. This string is known as the difficult chromosome, chosen from a bunch of populace. The target work determined for this chromosome is called issue wellness work. Next populace (off-springs) is created from starting chromosomes (parents). This recovery brings about chromosomes with a superior wellness esteem [21]. GA relies upon choice, hybrid and change. Populace of chromosomes is at first created. Then, at that point two chromosomes are considered as guardians dependent on the wellness esteem. Hybrid is utilized to create off-springs from the two guardians by exchanging the worth of qualities at explicit positions. Transformation curbs the disadvantage of the worth of a given quality not changing during hybrid. Transformation administrator attempts to change the worth of a quality arbitrarily [11].

2.3.2 Simulated Annealing (SA)

In factual mechanics, tempering is regularly acted to loosen up the framework to a state with negligible free energy. The free energy of issue compares to target work while the condition of measurable physical science relates to arrangement in enhancement issue. The premise of (SA) is city calculation. City calculation chips

away at the guideline of producing another state, for given beginning state with a given energy level. The new state is acquired by a little stage of the first state utilizing Monte Carlo technique to pick the molecule to move. In this way (SA) comprises of two strategies competes age of options (states) and acknowledgment rule. (SA) is compelling in network arrangement issues for huge scope appropriation frameworks and its inquiry capacity turns out to be more huge as framework size increments. Benefits of recreated strengthening incorporate capacity to improve capacities with self-assertive levels of non linearity, stochasticity, limit conditions and imperatives and that it is genuinely ensured to track down an ideal arrangement. Weaknesses of (SA) incorporate the way that effectiveness relies upon the idea of surface one is attempting to improve and that the calculation is moderate. Anyway these cons have been moderating by supercomputing assets [12].

2.3.3 Tabu Search Method (TS)

Unthinkable is gotten from the word untouchable importance denied, not permitted. Forbidden hunt was created by Glover in 1987 who was spurred by the irregularity of human conduct given comparative circumstances. Glover contended that such aberrance from consistence may be to some benefit. Consequently, Tabu pursuit works this path aside from that the new courses are not picked haphazardly. Unthinkable inquiry continues to escape that there's no reason for tolerating another arrangement except if it's anything but's a way previously contracted. This guarantees that the entire issue space will be examined as we move away from neighborhood minima to then again track down the ideal arrangement. Forbidden inquiry enjoys benefits ,Ability to keep away from the entanglement of nearby minima, Employs an adaptable memory framework as opposed to (SA) and (GA) which are memory less ,(TS) has preferable execution over(GA& SA) as far as computational time and arrangement quality [12].

2.3.4 Ant Colony Optimization (ACO)

Insect province is a combinatorial improvement method created during the 1990s from the investigation of subterranean insect's food chasing conduct of tracking down the most brief course from food to their home. Insects use pheromones to speak with each other, and along these lines leave a path of the compound as they slither. The subterranean insect that discovers food first (most limited course) gets back to the home sooner and redeposit's pheromone as it gets back to the home. The way will be more extravagant with pheromone different subterranean insects remember it's anything but a promising way [11].

2.3.5 Differential Evolution (DE)

Differential Evolution (DE) is a stochastic inquiry calculation that was initially propelled by the instrument of normal choice, DE viably takes care of enhancement issue with non-smooth target capacities. This is so on the grounds that (DE) doesn't need subordinate data. It varies from regular hereditary calculations in the utilization of irritating vectors-being the contrast between two boundary vectors, picked haphazardly. This idea is acquired from the simplex advancement method. The central thought behind (DE) is a plan by which it produces preliminary boundary vectors. In each progression, (DE) transforms vectors by adding weighted irregular vector differentials to them. In the event that the preliminary vector is superior to that of the objective, the objective vector is supplanted by the preliminary if the expense of the preliminary vectors in the cutting edge [13].

Differential Evolution incorporates Evolution Strategies (ES) and regular Genetic Algorithms (GA). Since it's a populace based pursuit calculation, DE is hence an improved variant of Genetic Algorithm. The assembly qualities and the couple of control boundaries in (DE) make it one incredible calculation for Evolutionary calculation. The original is first instated haphazardly and the procedure ages develop consecutively through utilization of a specific developmental administrator up to where a halting rule is reached [11]. Benefits of Differential Evolution Method. It has capacity to track down the genuine worldwide least paying little mind to the underlying boundaries, quick and basic with respect to application, the calculation requires not many control boundaries; it is equipped for giving different arrangements in a solitary run. Impediments of Differential Evolution Method. The calculation doesn't generally give a careful worldwide ideal because of untimely assembly; the calculation requires massively high-calculation time [11].

2.4 Valve Point Loading Nuclear energy stations are portrayed by various steamvalves. To break down the fuel cost work the valve point stacking [11] impact is portrayed as follows, Let N be the quantity of units. The age cost target work for the nuclear energy station in the proposed technique can be addressed by the expense work:

$$F_i^1 = \sum_{i=1}^{ng} a_i pg_i^2 + b_i pg_i + c_i + \lambda |e_i \sin(Pg_i \text{ min} - Pg_i)|^{Rs/h}$$

Where, a_i, b_i and c_i are generation cost coefficients for the ith generating unit of the proposed method with valve point loading subjected to condition:

$$\sum pg_i = p_d + p_l$$

Where i=1,2,3.....n ,

pg_i be the power supplied by the ith unit and P_D be the load demand in MW. The transmission loss for a ‘n’ unit electric power system is expressed as:

$$p_l = \sum_{m=1}^n \sum_{n=1}^n pg_m pg_n B_{mn}$$

$$\sum B_{mn} = \frac{\cos(\sigma_m - \sigma_n) Mp_m \times \bar{M}p_n \times R_l}{|V_m| \times |V_n| \cos \phi_m \times \cos \phi_n}$$

Where m pg = Real power generated by mth power plant, n pg = Real power generated by nth power plant; m B =Transmission loss in per mega watt; m=Bus voltage angle of mth power plant; n = Bus voltage angle of nth power plant; m Mp =Current distribution factor of mth plant; n Mp = Current distribution factor of nth plant; m=Phase angle of mth plant; m V =Voltage at the mth bus; n V = Voltage at the bus; l R =Load resistance, and n= phase angle of nth plant. Including valve point loading and incorporating transmission loss[7,8] using conventional method the cost of thermal generation is expressed as:

$$F_i^2(pg) = \sum a_i pg_i^2 + b_i pg_i + c_i + \lambda(p_d + p_l - \sum pg_i)$$

Subjected to condition pg_i(min) <= pg_i <= pg_i(max)

2.4.1. Cost Criteria for Economic Load Dispatch Problem

Using the Lagrangian multiplier method, fuel cost function incorporating transmission loss was expressed in equation (5), by differentiating the equation (5) we get:

$$\frac{dF(pg)}{dpg_i} = 0$$

$$\frac{\partial F(pg)}{\partial \lambda} = p_l - \sum pg_i + p_d$$

$$\Rightarrow 2a_i pg_i + b_i + \lambda \times \left(\frac{\partial p_l}{\partial pg_i} - 1 \right) = 0$$

$$\sum pg_i = (p_d + p_l)$$

Equation (8) satisfies the equity constraint

Dividing equation by 2a_i

$$pg_i + \frac{b_i}{2a_i} + \lambda \left[\frac{\frac{\partial p_l}{\partial pg_i} - 1}{2a_i} \right] = 0$$

$$\Rightarrow \sum pg_i + \frac{\sum b_i}{2a_i} = \lambda \sum \frac{1}{2a_i} \left(1 - \frac{\partial p_l}{\partial pg_i} \right)$$

$$p g_i + \frac{b_i}{2 a_i} = \frac{\lambda}{2 a_i} \left(1 - \frac{\partial p_i}{\partial p g_i} \right)$$

The emission equation is expressed as,

$$E_i^2 = E_i^1 = \alpha_i p g_i^2 + \beta_i p g_i + \gamma_i + \eta_i \exp(k_i p g_i)$$

2.5 MODBC

2.5.1. Description

In this work, we make use of MODBC [9] for multi objective problems which is a hybrid version

of multi agent system (MAS), that mimics its structure and modified Nelder–Mead [4] method to find an optimal solution based on the algorithm used by bees for finding a suitable place for establishing a new colony. The experimental results show the robustness and accuracy of MODBC over genetic algorithm [1] and PSO [2]. Due to its hybrid nature, this algorithm provides only deterministic solutions. Making use of these agent–agent [4] interactions and evolution mechanism of bee swarms in a lattice-like environment, the proposed method can find high-quality solutions reliably with the faster convergence characteristics in a reasonably good computation time. The starting point and the number of agents are important issues while handling such algorithms. The choice of the number of agents and the starting point of search are also presented and discussed in this work. The decision making process in the honey bees gives rise to an interesting swarm research area to work. Two different cases with different conditions have been considered in this optimization process. Aforesaid reported techniques were applied to the standard IEEE 30-bus [1] six-generator test case system.

2.5.2. MODBC Algorithm

- 1) Set the parameter, p . Set the length of steps, R_k ($k = 0, 1, 2, \dots, p$),
- 2) Where R_k stands for step size for the k^{th} parameter.
- 3) Set the range for each parameter as $[T_{ik}, T_{fk}]$ where $k = 0, 1, \dots, p$ where T_{ik} , T_{fk} represent the initial and final value of the parameter.

$$4) \text{ Compute the number of steps in each step } n_k = \frac{T_{fk} - T_{ik}}{R_k}$$

$$5) \text{ Compute the number of volumes } N_v = \prod_{k=1}^p n_k$$

- 6) For individual volume, take the starting point of the explorations as the mid point of the

$$\left[\frac{T_{i1} + T_{f1}}{2}, \frac{T_{i2} + T_{f2}}{2}, \dots, \frac{T_{ip} + T_{fp}}{2} \right]$$

volume,

- 7) Search the volume according to modified Nelder–Mead method.

- 8) Notice the value of optimal point obtained corresponding to each volume in form of

$$\left[Z_1, Z_2, \dots, Z_{N_v} \right]$$

- 9) On completion of the search, the global optimized point making use of bee decision approach is as follows:

$$10) F(Z_G) = \min \left[F(Z_1), F(Z_2), \dots, F(Z_{N_v}) \right]$$

2.5.3. Analysis for MODBC Optimization Technique

The cost objective function presuming step wise linearized characteristics for MODBC neglecting transmission loss is expressed as:

$$F_i^3 = a_i p g_i^2 + b_i p g_i + c_i$$

One of the ingenious technique proposed for multi-objective directed bee colony optimization[9] is as follows:

$$E_i^3 = \alpha_i p g_i^2 + \beta_i p g_i + \gamma_i + \eta_i \exp(k_i p g_i)$$

Incorporating transmission loss the aforesaid cost and emission objective functions for multi-objective directed bee colony optimization is as follows:

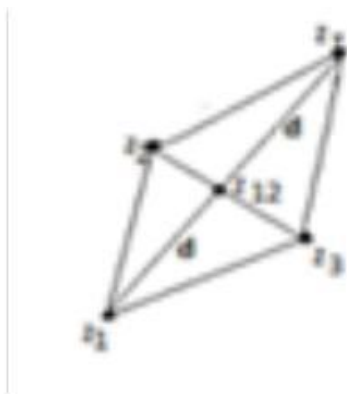
$$F_i^4 = a_i p g_i^2 + b_i p g_i + c_i + \lambda(p_d - p_i - \sum p g_i)$$

$$E_i^4 = \alpha_i p g_i^2 + \beta_i p g_i + \gamma_i + \eta_i \exp(k_i p g_i)$$

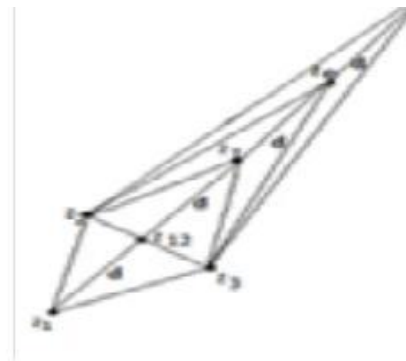
5.4. Random Particle Search Methodology

The optimization of the given objective function is carried out via Nelder-Mead [5] method. In this methodology the function to be minimized is quite similar to food function of the agents i.e. the bees. To commence with we consider three vertices of a triangle as food points. The movement of the agent from initial food position towards the final one is carried out through Figure-1(a) where in a test point zT is so considered that it is a reflection of worst food position denoted by z3 as depicted in Figure 1(a). The vector zT is expressed as:

$$z_T = 2 \times z_{12} - z_3$$



(a) Starting of otion search solution



(b) Extrapolation optimization point towards global optimization point

Figure 3.1: Agents(bases) search movements with recent optimization algorithm

The movement of a bee by an additional distance d along the line marked in Figure 3.1(b) achieves a new position at point z e. Since the function value at z e is made less than that at zT so it enables the agent for a better food approximation than zT. The vector ze shown in Figure 3.1(b) is expressed as:

$$z_e = 2 \times z_T - z_{12}$$

A further movement of d along the line of action of zeyields a point zf where in the agent has obtained a much better food point than ze. The vector zf shown in Figure 3.1(b) is expressed as

$$z_f = 2 z_e - z_T$$

It has been observed that the lattice center of the lattice is a good starting point for optimal solution which is achieved by a group of 50-60 agents in a pool.

2.6 MODBCEPD

The proposed method MODBCEPD for multi objective generation dispatch incorporating nonlinear behavior of power demand has been emphasized in this work. The decision making,

based on bee colony optimization [9] making use of the Nelder- Mead [5] method for associating a better food option for bees, has been used for optimizing the cost & emission function [4]. In this method a better food position for agents is extrapolated beyond point ze [2] upto point zf as shown in Figure 3.1(b) justifying the random power demand behavior. Section-4.1 reflects the formulation of cost objective and emission objective functions vide equation (19) to (22) with & without transmission loss [5] as described below.

Without loss

$$F_i^5 = a_i p g_i^2 + b_i p g_i + c_i$$

$$E_i^5 = \alpha_i p g_i^2 + \beta_i p g_i + \gamma_i + \eta_i \exp(k_i p g_i - p_d)$$

With loss

$$F_i^6 = a_i p g_i^2 + b_i p g_i + c_i + \lambda (p_d - p_l - \sum p g_i)$$

$$E_i^6 = (\alpha_i p g_i^2 + \beta_i p g_i + \gamma_i) + \eta_i \exp(k_i p g_i - p_d)$$

This work used IEEE 30 bus test case system [1] comprising 6 generating units shown in Figure-3.2 for MODBCEPD analysis and comparison of results[8] with other soft computing techniques. The various parameters [8] used for valve point loading, MODBCEPD technique, PID controller, ALFC loop & AVR loop [10].

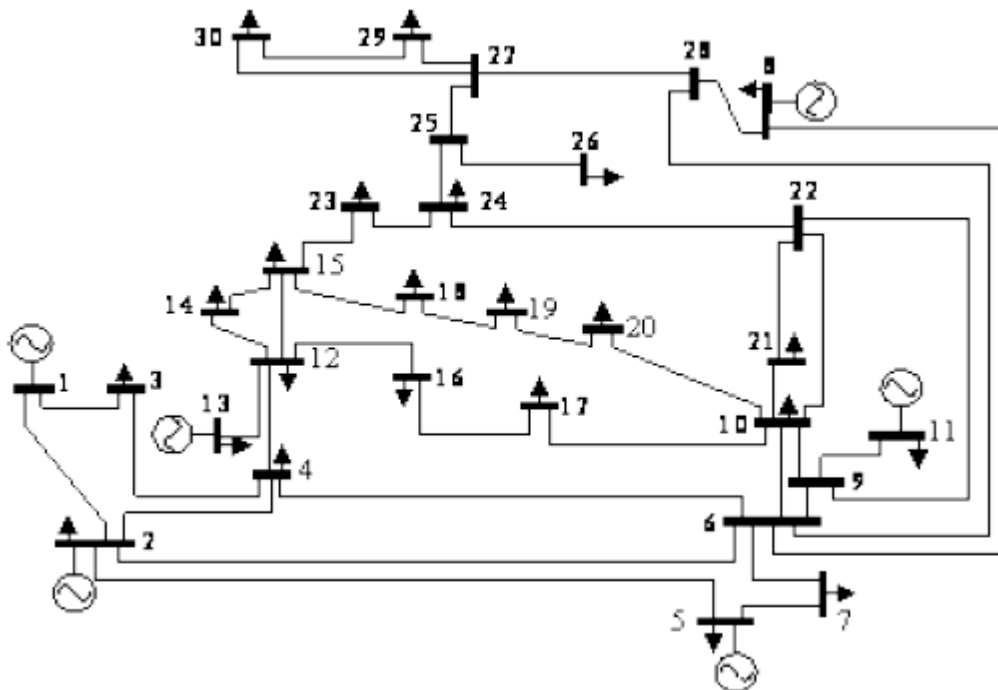


Fig 3.2. Single line diagram IEEE 30 bus test case system

2.6.1 Nelder Mead Method:

At par with the waggle dance [4] of the bees for better food search options is attained at the point zf converging to the optimal point [3,5] for the objective function. This realizes the utility of the Nelder Mead method at an extrapolated interval for meeting the nonlinear behavior of enhanced power demand up to point zf as shown in Figure 3.1(b).

3. Results and discussions

In this work initial value of generated power is guessed in the feasible reason that can be calculated from derivative of the cost function. For the convergence of the problem the values are gone through step change delta that should be selected small. Here delta is selected 0.0001 and the value of P generated must be chosen near the optimum point.

Bus		Voltage		Angle	Load---		Generator		Static Mvar	
No	code	Mag.	Degree	MW	Mvar	MW	Mvar	Qmin	Qmax	Qc/-Ql
0	0	0.025	0	50	40	0	0	0	0	4
2	2	0.02	0	22	05	79	0	40	250	0
3	2	0.025	0	64	50	20	0	40	050	0
4	2	0.05	0	25	00	000	0	25	80	2
5	2	0.045	0	50	30	300	0	40	060	5
6	0	0	0	76	29	0	0	0	0	2
7	0	0	0	0	0	0	0	0	0	0
8	0	0	0	0	0	0	0	0	0	0
9	0	0	0	89	50	0	0	0	0	3
00	0	0	0	0	0	0	0	0	0	0
02	0	0	0	89	48	0	0	0	0	2
03	0	0	0	30	05	0	0	0	0	0
04	0	0	0	24	02	0	0	0	0	0
05	0	0	0	70	30	0	0	0	0	0.5
06	0	0	0	55	27	0	0	0	0	0
07	0	0	0	78	38	0	0	0	0	0
08	0	0	0	053	67	0	0	0	0	0
09	0	0	0	75	05	0	0	0	0	5
20	0	0	0	48	27	0	0	0	0	0
20	0	0	0	46	23	0	0	0	0	0
22	0	0	0	45	22	0	0	0	0	0
23	0	0	0	25	02	0	0	0	0	0
24	0	0	0	54	27	0	0	0	0	0
25	0	0	0	28	03	0	0	0	0	0
26	2	0.005	0	40	20	60	0	05	50	0

Table 4.2 shows the various parameters of 26 bus system line data used for performing the economic load dispatch solution using optimization method.

The cost coefficient matrix here is defined as:					The range of power generation is:			
cost	=	alpha	beta	gama	mwlimits	G1	Pmin	Pmax
		240	7	0.007		G1	100	500
		200	10	0.0095		G2	50	200
		220	8.5	0.009		G3	80	300
		200	11	0.009		G4	50	150
		220	10.5	0.008		G5	50	200
		130	12	0.007		G6	50	120

Table 4.1 shows the various parameter of 26 bus data used for performing the economic load dispatch solution using optimization method at Base power (basemva) =100MW; the desired accuracy = 0.0001.

Table	4.2	Line Data			Line code
Bus	bus	R	X	0/2 B	= 0 for lines
nl	nr	p.u.	p.u.	p.u.	>0 or<0 tr. tap at bus nl
0	2	0.00055	0.0048	0.03	0
0	08	0.0003	0.0005	0.06	0
2	3	0.00046	0.0503	0.05	0.96
2	7	0.0003	0.0586	0.008	0
2	8	0.0074	0.0320	0.039	0
2	03	0.00357	0.0967	0.025	0.96
2	26	0.0323	0.0967	0	0
3	03	0.0007	0.00548	0.0005	0.007
4	8	0.0008	0.024	0.0000	0.05
4	02	0.0006	0.0207	0.005	0.05
5	6	0.0069	0.03	0.099	0
6	7	0.00535	0.0306	0.00005	0
6	00	0.0097	0.057	0.0000	0
6	08	0.00374	0.0222	0.0002	0
6	09	0.0035	0.066	0.045	0.95
6	20	0.005	0.09	0.0226	0
7	8	0.0002	0.00693	0.0000	0
7	9	0.00095	0.0429	0.025	0.95
8	02	0.002	0.008	0.02	0
9	00	0.00004	0.0493	0.000	0
00	02	0.00247	0.0032	0.00	0
02	04	0.0327	0.0802	0	0
03	04	0.0046	0.0270	0.000	0
03	05	0.0006	0.060	0	0
04	05	0.0069	0.0382	0	0
05	06	0.0209	0.0502	0	0
06	07	0.099	0.06	0	0
06	20	0.0239	0.0585	0	0
07	08	0.0032	0.06	0.038	0
07	20	0.229	0.445	0	0
09	23	0.03	0.030	0	0
20	20	0.0657	0.057	0	0
22	23	0.029	0.099	0	0
22	24	0.030	0.088	0	0
23	25	0.0987	0.0068	0	0

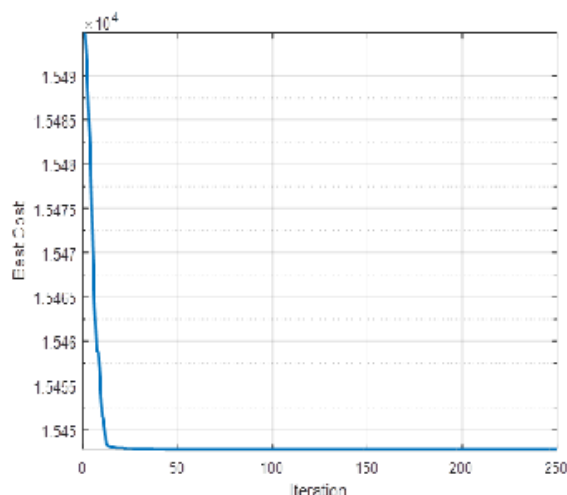


Figure 4.1: The convergence plot during finding of optimum economic load dispatch solution

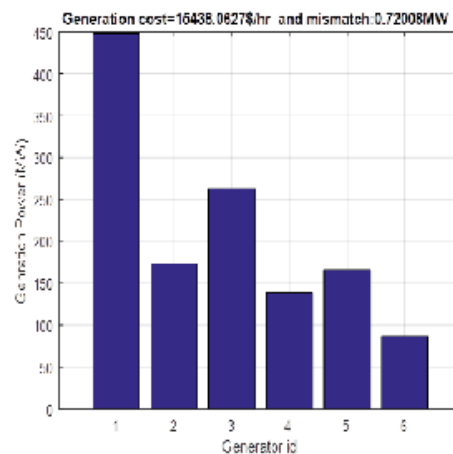


Figure 4.2: Optimum power generated by each generators at the end of convergence at demand 1200MW.

4. CONCLUSIONS AND RECOMMENDATIONS

In this part the end will be made by the result and conversation that acquired previously. From the investigation of IEEE 30- transports generators framework. Also, proposals will be recommended in improving the outcome for future examination. The reason in doing this proposal was because of the significance of financial dispatch in the force framework. Monetary dispatch was the technique or procedure in saving the fuel cost and limiting the contamination

in the climate. Financial dispatch was intended to deal with the generators yield in creating the most minimal complete expense while considering the fulfillment for working requirements and force interest. Financial dispatch was assuming a significant part in economy and climate. Accordingly, to accomplish a more compelling dispatch, two techniques were utilized to settle, IEEE 3 transports generators power framework. The techniques were Optimization based techniques investigated utilizing the MATLAB programming by running the codes for every one of the techniques. From the investigation of IEEE 3 transports generators framework with transmission misfortunes, it was discovered that technique had the option to create a superior precision in fuel cost and force misfortunes contrasted with the ordinary technique. For every one of the force interest, had the option to deliver less expense. Furthermore, the misfortunes created for each influence interest as per the B-coefficient was more modest. As we probably are aware, higher misfortunes will bring about the utilization in fuel and increment the fuel cost. Hence, it was vital to get the ideal dispatch in diminishing misfortunes. As displayed in table above .accordingly, utilizing less computational time in the investigation contrasted with proposed technique. The computational time was influenced by the expanding of number of generators. Notwithstanding, the computational season of the proposed strategy won't be expanded because of augmentation of generator sum. It delivers preferred outcome over the and furthermore had consistent combination trademark which bring about precision and consistency in the outcome. As an end, proposed technique was more appropriate to be utilized in tackling the financial dispatch issue because of its capacity in creating lower fuel cost, misfortunes, and precision. Since, the methodology can perform more proficient, that will be an incredible assistance in saving the age cost by decreasing the fuel utilization. Also, contamination to the climate additionally can be limited as less fuel was utilized in fulfilling the force request.

For the future exploration, different strategies could be added in to discover out if there any preferable arrangement other over Particle Swarm Optimization. For instance, GA, neural organization, forbidden hunt and other kind of PSO techniques that can be utilized dependent on the framework that had been examined. It was feasible to improve result or fuel cost and fulfilling the force request.

Besides, greater framework might be presented in the examination in request to discover which technique had the option to create the best outcome no matter how enormous the framework was. Frameworks, for example,

IEEE 4 transports, IEEE 5 generators, etc could be applied in the investigation by utilizing various techniques. Since, the framework had become enormous, the precision and breaking point of the strategies can be recognized. A portion of the strategies may not be ready to tackle huge force framework. Programming next to MATLAB might be acquainted in the event that it is capable with be applied in taking care of the ELD issue. Additionally, B-coefficient likewise can be gotten by utilizing load stream investigation on the off chance that it was not given in a portion of the framework. The B-coefficient can be gotten through the MATLAB by applying the B-misfortune program.

References

1. A. J. Wood "Power Generation Operation and Control" Power Technologies, Inc. and Rensselaer Polytechnic Institute and Bruce F. Wallenberg, University of Minnesota, Wiley, Printed in the United States of America 1984.
2. V. S. Reddy "Particle Swarm Optimization to solve Economic Dispatch considering Generator Constraints" The International Journal of Engineering and Science (IJES) ISSN: 2319 – 1813, ISSN: 2319 – 1805 -Pages || 94-100 || 2014||.
3. H. Jundiai, J. MS "Solving Economic Load Dispatch Problem Using Particle Swarm Optimization Technique". I.J. Intelligent Systems and Applications, 2012, 12, 12-18 Copyright © 2012 MECS.
4. P. Frontier "Multi Objective Economic Dispatch Using Differential Evolution". International Journal of Engineering Science and Technology (IJEST). ISSN: 0975-5462 Vol. 3 No. 10.
5. H. Jundiai "Solving Economic Load Dispatch Problem Using Particle Swarm Optimization Technique", I.J. Intelligent Systems and Applications, Vol. 12, pp 12-18.
6. K.D. Susheel, J. Achala, and A.P.Huddar "Journal of Electrical and Electronics Engineering" (IOSR-JEEE), Vol. 10, Issue 2 Ver. III, PP 27-32.
7. G.Kalidas Babul et al, "Network and Generator Constrained ED Using Real and Binary Coded Gas", Int. Journal of Engineering Research and Applications ISSN: 2248-9622, Vol. 3, Issue 5, Oct 2013, pp.1185-1192.
8. Hadi S. Power system solution manual. Tata McGrawhill, New Delhi. 2002;1-10.
9. Larouci B, Benasla L, Belmadani A, Rahli M. Cuckoo search algorithm for solving economic power dispatch problem with consideration of facts devices. U.P.B. Sci. Bull., Series C. 2017;79:43-54.
10. Le DA, Vo DN. Cuckoo search algorithm application for economic dispatch with wind farm in power systems. Global Journal of Technology Optimization. 2016; 7(204). DOI: 10.4172/2229-8711.1000204
11. K. Deb, A. Pratap, S. Agarwal, and T. Meyarivan, "A fast and elitist multiobjective genetic algorithm: NSGA-II," IEEE Trans. Evol. Comput., vol. 6, no. 2, pp. 182–197, Apr. 2002, doi: 10.1109/4235.996017.
12. M. A. Abido, "A niched Pareto genetic algorithm for multiobjective environmental/economic dispatch," Int. J. Electr. Power Energy Syst., vol. 25, no. 2, pp. 97–105, Feb. 2003, doi: 10.1016/S0142-0615(02)00027-3.
13. E. Afzalan and M. Joorabian, "Emission, reserve and economic load dispatch problem with non-smooth and non-convex cost functions using epsilon-multi-objective genetic algorithm variable," Int. J. Electr. Power Energy Syst., vol. 52, pp. 55–67, Nov. 2013, doi: 10.1016/j.ijepes.2013.03.017.