

# PAPR Reduction in OFDM Systems using Weighted-SLM Hybrid Technique

**Hanshu Sharma**

B.E. student, Department of EC  
MIST, Indore (India)  
Indore, M.P., India  
hanshusharmajsk@gmail.com

**Pranav Paranjpe**

Head of the Department, EC  
MIST, Indore (India)  
Indore, M.P., India  
pranavparanjpe@mistindore.com

## ABSTRACT

Orthogonal Frequency Division Multiplexing (OFDM) has become of the key enablers in high data rate for wireless technology. One of the main challenges which this technique faces is high Peak To Average Power Ratio (PAPR) caused due to the Power being proportional to the square of the number of sub-carriers in the worst case situation causing non-linear distortion. As the data rates and mobility supported by the OFDM system increase, the number of subcarriers also increases, which in turn leads to high PAPR. One of the most efficient techniques for PAPR reduction is the Selective Mapping (SLM) which has the merits of high PAPR reduction capability as well as no BER degradation. In the proposed technique, we present a hybrid Weight-SLM technique which provides better PAPR reduction compared to conventional SLM.

**Key Words:-**

OFDM, PAPR, High Power Amplifier, SLM, Weighted OFDM.

## I. INTRODUCTION

Orthogonal frequency division multiplexing (OFDM) is one of the most powerful modulation techniques being used today where high data rates are needed both in wired and wireless systems. The major advantages of this technique are high spectral efficiency and efficient digital implementation. The drawback lies in the fact that the amplitude variations of OFDM signals is large, which requires large back-off in the transmitter amplifier and hence HPAs are not efficiently used.

In order to reduce the distortion caused by a HPA without setting it to large back-offs, several

techniques have been introduced that limit the peak of the envelope of the signal (**clipping**)[1],[5], a problem that is usually referred to as peak-to-average power ratio (PAPR) reduction. These techniques have varying PAPR-reduction capabilities, power, and bandwidth and complexity requirements. PAPR is a very well-known measure of the envelope fluctuations of a multicarrier (MC) signal and plays a decisive role in the adoption of any particular technique. The problem of reducing the envelope fluctuations with the aim to increase the system performance (reduce both BER and the out-of-band radiation) has boiled down to reducing PAPR. In this paper we introduce the basic concepts related to OFDM, the significance of PAPR and various techniques devised to reduce PAPR in OFDM systems.[1],[5].

## II. OFDM THEORY

Orthogonal Frequency Division Multiplexing is a special form of multicarrier modulation which is particularly suited for transmission over a dispersive channel.

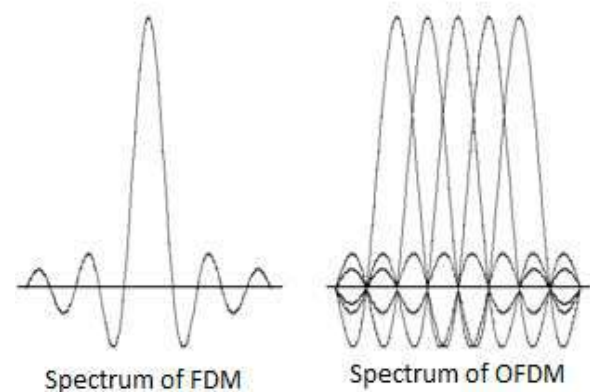


Fig-1:- Spectrum of FDM & OFDM

Here the different carriers are orthogonal to each other, that is, they are totally independent of one another. This is achieved by placing the carrier exactly at the nulls in the modulation spectra of each other.

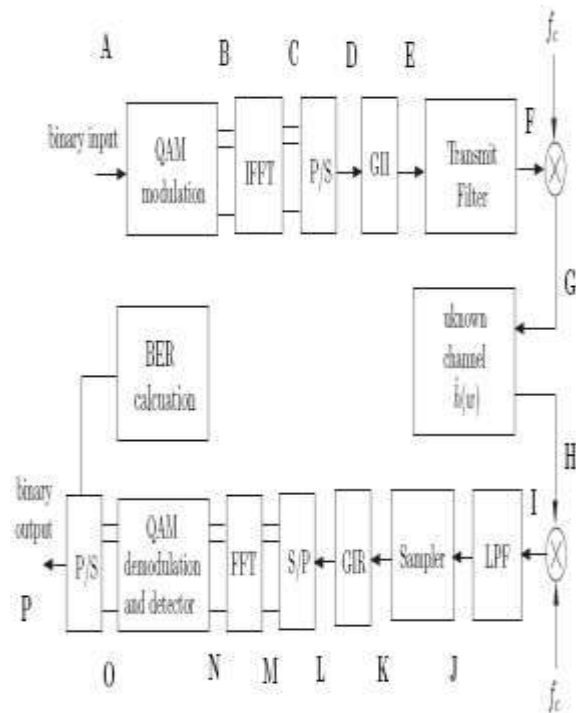


Fig-2:- OFDM Transceiver Structure

### III. PEAK-TO-AVERAGE POWER RATIO (PAPR)

PAPR depends on the ratio between the maximum power of the complex pass-band signal and the mean power of it, we can calculate the PAPR. The value of PAPR can be calculated as following equation:

$$PAPR = \max \{x^2(t)\} / \text{mean}\{x^2(t)\}$$

Where  $x(t)$  is presented in the equation to denote the amplitude of the complex pass-band signal. To calculate the probability of having PAPR greater than the threshold value for the OFDM signal, we could use Complementary Cumulative Distribution Function (CCDF). By simulating the CCDF, we compare the theoretical values with the simulation results and the PAPR keeps increasing when the number of carriers increases. In the simulation part there is a figure showing the CCDFs of OFDM

signals with different number of subcarriers.[9] The Input-Output characteristics of an HPA are shown below

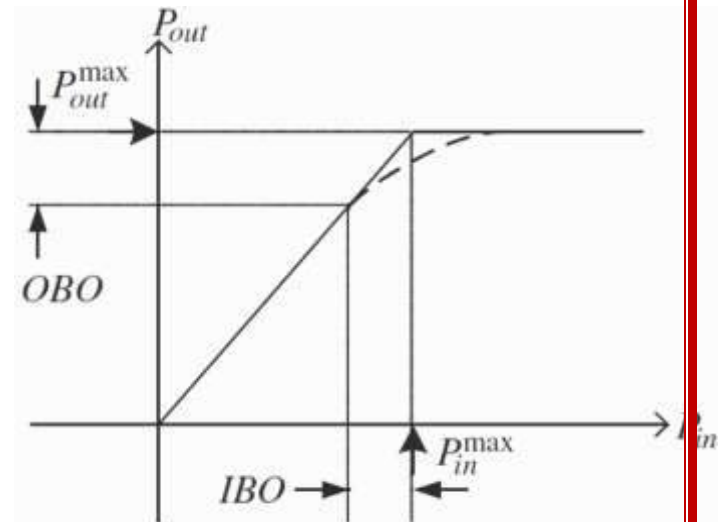


Fig-3:- Graph showing linearity between output and input power

In this diagram, the input power is denoted by  $P_{in}$  while the outputs power is represented by  $P_{out}$ . To keep the linearity, the maximum output power is limited by the value  $P_{outmax}$  and the maximum input power is pounded by  $(P)in_{max}$ . Both the input and output power are backed off to insure a linear operation and the area of the backing off is termed by Input Back-Off (IBO) and Output Back-Off (OBO)[5],[9]

Due to the limit imposed on the maximum peak of the OFDM signal by the HPA, an increase is encountered in both the in-band and out-of-band distortions. The second causes undesirable increase in the power of the side lobes of the *power spectral density* (PSD) of the OFDM signal. This effect is referred to as spectral spreading or spectral re growth. As demonstrated in the figure, when the nonlinearity of the HPA is higher, IBO is smaller, and the spectral spreading is higher. Spectral spreading leads to higher interference between the sub bands of the OFDM signal, unless the frequency separation between adjacent subcarriers is also increased to maintain orthogonally. However, this solution has the disadvantage of lowering the spectral efficiency.

### IV. SELECTIVE MAPPING (SLM)

Selective mapping is the most fundamental and highly efficient technique to reduce PAPR. It provides a high performance as compared to normal OFDM. In this method set of  $m$  different symbols ranging from  $x^{(m)}$ ;  $0 \leq m \leq m-1$  each of length  $N$  and the interesting concept is that all represents the same set of information, out of these  $m$  symbols the symbol with minimum PAPR is transmitted, which is given by

$$x = \min[\text{PAPR}(x^{(m)})]$$

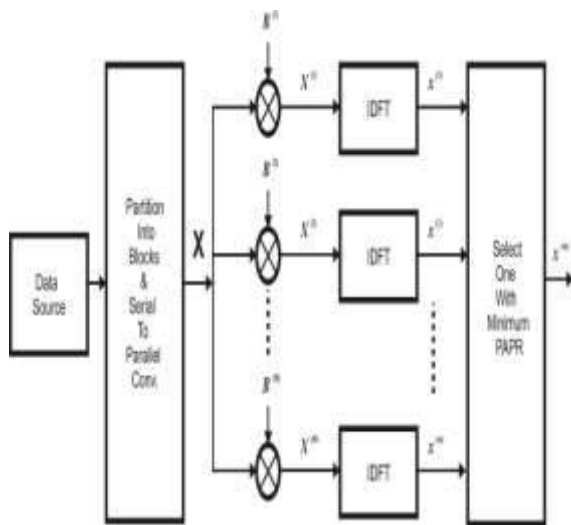


Fig-4:- Block Diagram of SLM

## V. PROPOSED METHODOLOGY

In the proposed scheme, a weight is imposed on each discrete SLM-OFDM signal via a certain kind of a band limited signal, and an OFDM signal formed with the weighted discrete data is then considered before a high power amplifier (HPA), whereas the original signal can be recovered completely at the receiver side. Meanwhile, the time duration needed to transmit the weighted OFDM signal is the same as the time duration for the original OFDM signal. The base signal to be used as a weight is

$$W=1-\text{sinc}(m)/\pi^2.m^2$$

The entire span of the signal is multiplied using a modified weighted function which reduces the peaks of the signal. Subsequently the Selective Mapping is employed to further reduce the PAPR of the system.

$\pi^2.m^2$  is called the **Normalizing Factor** of the Weighted Function.

The weighted normalizing factor is necessary to so as to negate chances of negative peaks and high PAPR.

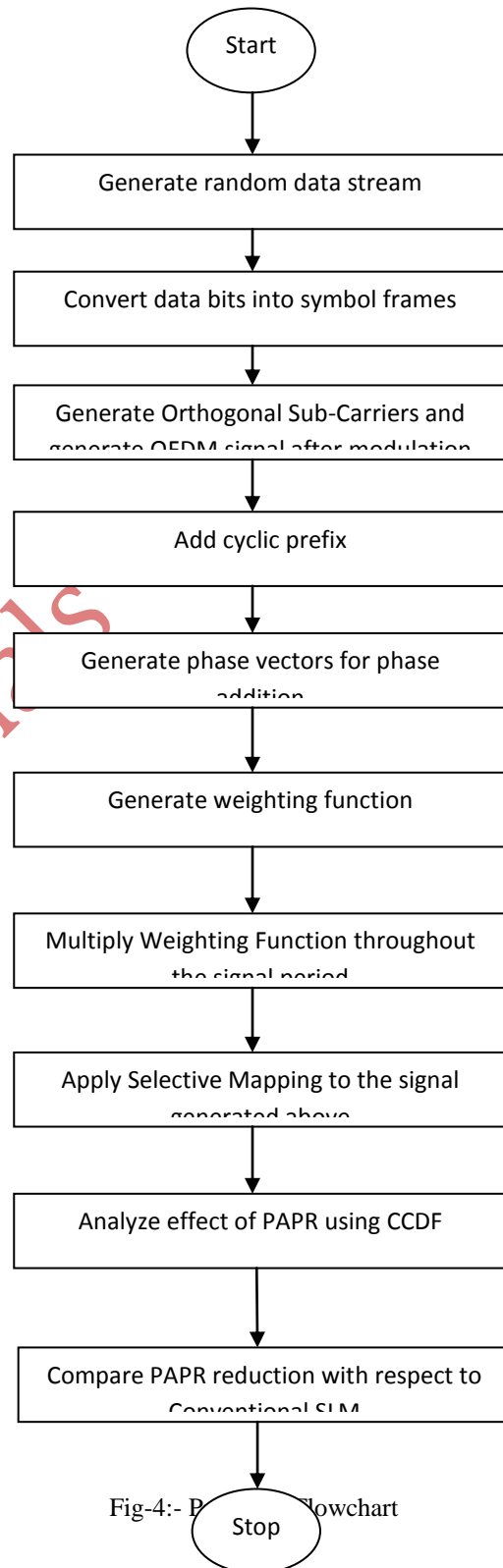


Fig-4:- Proposed Flowchart

**VI. RESULTS**

The results are analyzed using the CCDF curve and an earlier plummet or fall in the CCDF curve among two systems indicates that the PAPR has been reduced in the one with an earlier fall of CCDF or PAPR.

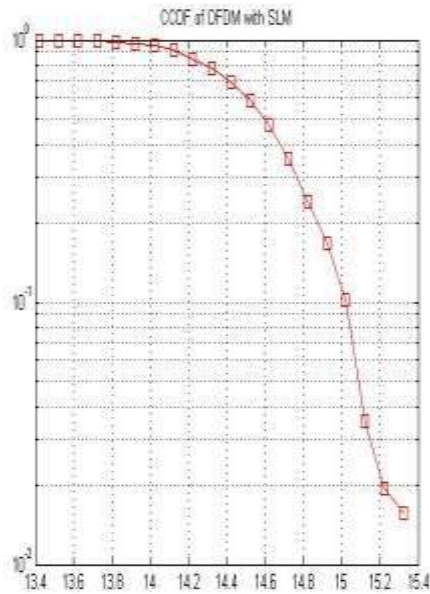


Fig-5:- CCDF of Conventional SLM

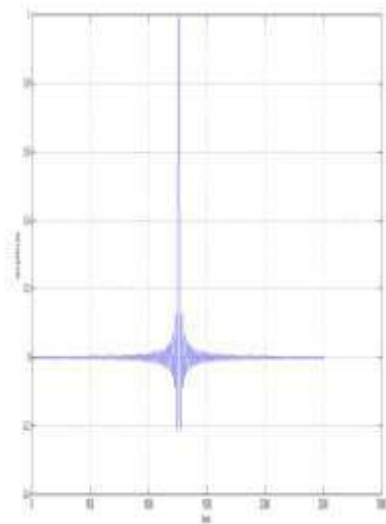


Fig-6:- Typical Sinc Function

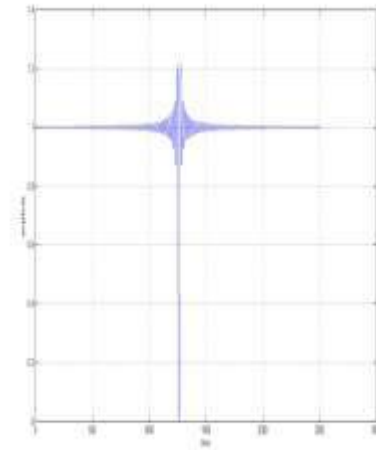


Fig-7:- Weights using 1-sinc(m) function

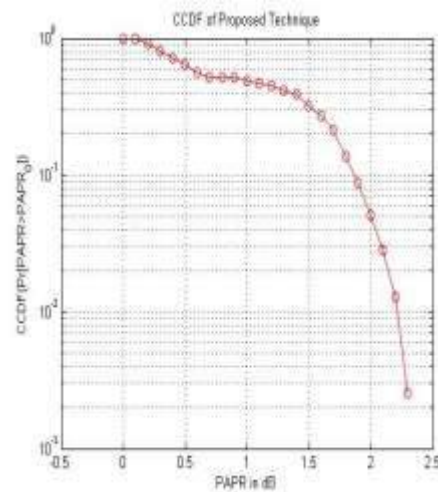


Fig-8:- CCDF Proposed Technique

Table.1

S.No	Technique	Pr(PAPR>PAPR <sub>0</sub> )	PAPR
1	Original OFDM	10 <sup>-1</sup>	21.35 dB
2	OFDM with Clipping	10 <sup>-1</sup>	17.4 dB
3	OFDM with SLM	10 <sup>-1</sup>	15 dB
4	Proposed Technique	10 <sup>-1</sup>	1.9 dB

Table.2

S.No	Technique	Pr(PAPR>PAPR <sub>0</sub> )	PAPR
1	Original OFDM	10 <sup>-2</sup>	21.5 dB
2	OFDM with Clipping	10 <sup>-2</sup>	17.75 dB
3	OFDM with SLM	10 <sup>-2</sup>	15.2 dB
4	Proposed Technique	10 <sup>-2</sup>	2.25 dB

## CONCLUSION

It can be concluded from the previous discussions the proposed technique achieves better PAPR reduction compared to Conventional SLM. The results can be attributed from the fact that inverted sinc weights result in reduced crests in the OFDM signal prior to the application of SLM. A comparative PAPR analysis tabulation has been proposed at BER of 10<sup>-1</sup> and 10<sup>-2</sup>. Thus it can be concluded that the proposed technique serves an extremely efficient technique for PAPR reduction.

## References

[1] Marco Breiling, Stefan H. Muller and Johannes B. Huber, "SLM Peak-Power Reduction without Explicit Side Information", IEEE Communications Letters, 5, 6, (2001).

[2] Hideki Ochiai and Hideki Imai, "Performance Analysis of Deliberately Clipped OFDM Signals", IEEE Transactions on Communications, 50, 1, (2002).

[3] Tao Jiang, Yang Yang and Yong-Hua, "Exponential Companding Technique for PAPR Reduction in OFDM Systems", IEEE Transactions on Broadcasting, 51, 2, (2005).

[4] D. S. Jayalath and C. Tellambura, "SLM and PTS Peak-Power Reduction of OFDM Signals without Side Information", IEEE Transactions on Wireless Communications, 4, 5, (2005).

[5] Houshou Chen and Hsinying Liang, "Combined Selective Mapping and Binary

Cyclic Codes for PAPR Reduction in OFDM Systems", IEEE Transactions on Wireless Communications, 6, 10, (2007).

[6] Marc Deumal, Ali Behravan, Thomas Eriksson and Joan Lluís Pijoan, "Evaluation of performance improvement capabilities of PAPR-reducing methods", Wireless Pers Commun, 47, 137-147, (2008).

[7] Ui-Kun Kwon, Dongsik Kim and Gi-Hong Im, "Amplitude Clipping and Iterative Reconstruction of MIMO-OFDM Signals with Optimum Equalization", IEEE Transactions on Wireless Communications, 8, 1, (2009).

[8] Abolfazl Ghassemi and T. Aaron Gulliver, "PAPR Reduction of OFDM using PTS and Error-Correcting Code Subblocking", IEEE Transactions on Wireless Communications, 9, 3, (2010).

[9] Ms. V. B. Malodel and Dr. B. P. Patil, "PAPR Reduction using Modified Selective Mapping Technique", Int. Journal of Advanced Networking and Applications, 02, 626-630, (2010).

[10] Y.C. Wang and Z.Q. Luo, "Optimized Iterative Clipping and Filtering for PAPR Reduction of OFDM Signals", IEEE Transactions on Communications, 59, 1, (2011).

[11] Chang Eon Shin, Kyung Soo Rim, and Youngok Kim, "A Weighted OFDM Signal Scheme for Peak-to-Average Power Ratio Reduction of OFDM Signals", IEEE Transactions on Vehicular Technology, 62, 3, (2013).

[12] Kitaek Bae, Changyong Shin and Edward J. Powers, "Performance Analysis of OFDM Systems with Selected Mapping in the Presence of Nonlinearity", IEEE Transactions on Wireless Communications, 12, 5, (2013).

[13] Yasir Rahmatallah and Seshadri Mohan, "Peak-to-Average Power Ratio Reduction in OFDM Systems: A Survey and Taxonomy", IEEE Communications surveys & tutorials, 15, 4, (2013).

[14] Hongxian Chen, Jing He, Jin Tang, Fan Li, Ming Chen and Lin Chen, "Performance of 16 QAM-OFDM with New Null Subcarrier Shifting in an Intensity-Modulated Direct Detection System", J. Opt. Commun. Netw., 6, 2, (2014).

[15] Wasio O Popoola, Zabih Ghassemlooy and Brian G. Stewart, "Pilot-Assisted PAPR Reduction Technique for Optical OFDM Communication Systems", Journal of Lightwave Technology, 32, 7, (2014).

[16] Ramjee Prasad, "OFDM for Wireless Communications Systems", 1<sup>st</sup> Ed., Artech House, London, U.K., (2004).

- [17] Andreas F. Molisch, “*Wireless Communication*”, 2<sup>nd</sup> Ed., John Wiley & Sons, USA(2011).
- [18] <http://nptel.ac.in/courses/117104099/29>
- [19] <http://blog.oureducation.in/>

IJournals